

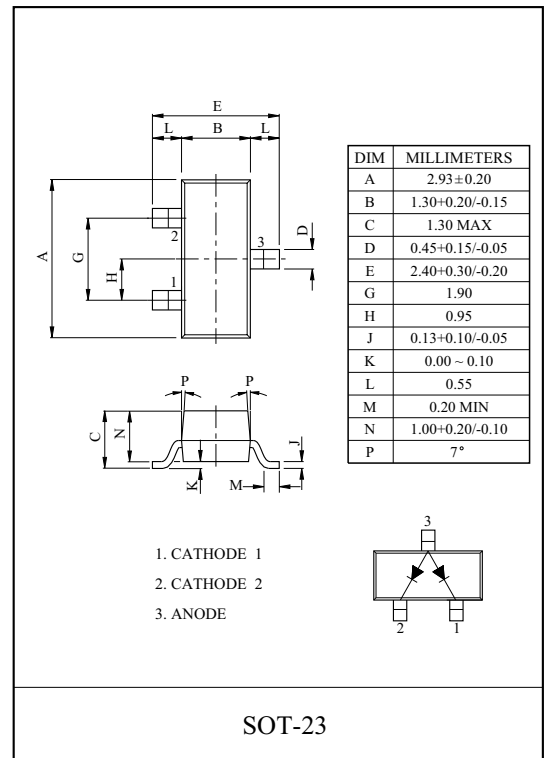
For high speed switching circuit.
For small current rectification.

FEATURES

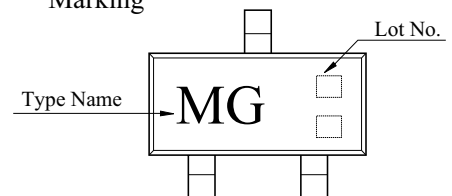
- Low Forward Voltage : $V_F=0.55V(\text{Max})$.
- $I_O=200\text{mA}$ recification possible.

MAXIMUM RATING (Ta=25 °C)

CHARACTERISTIC	SYMBOL	RATING	UNIT
Repetitive Peak Reverse Voltage	V_{RRM}	30	V
Reverse Voltage	V_R	30	V
Average Forward Current	I_O	0.2	A
Non-repetitive peak surge current	I_{FSM}	1	A
Junction Temperature	T_j	125	°C
Storage Temperature	T_{stg}	-55 ~ 125	°C



Marking

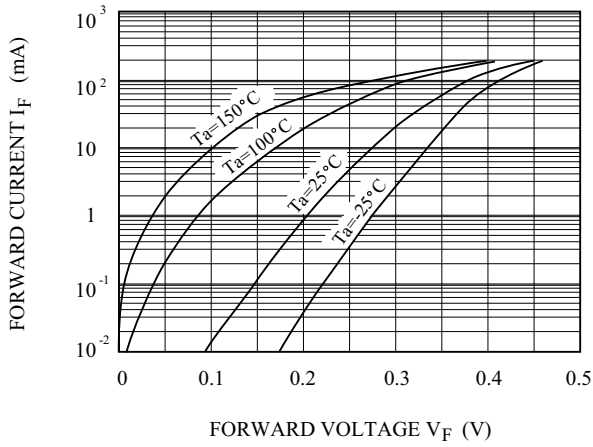


ELECTRICAL CHARACTERISTICS (Ta=25 °C)

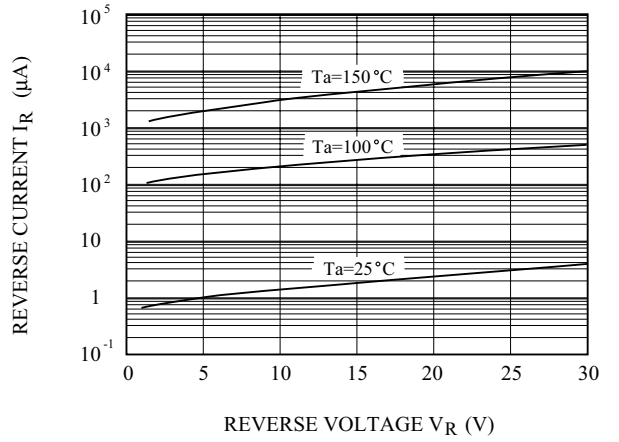
CHARACTERISTIC	SYMBOL	TEST CONDITION	MIN.	TYP.	MAX.	UNIT
Forward Voltage	V_F	$I_F=0.2A$	-	-	0.55	V
Reverse Current	I_R	$V_R=30V$	-	-	50	μA
Total Capacitance	C_T	$V_R=0V, f=1\text{MHz}$	-	30	-	pF
Reverse Recovery Time	t_{rr}	$I_R=I_F=10\text{mA}$	-	3	-	nS

KDR720S

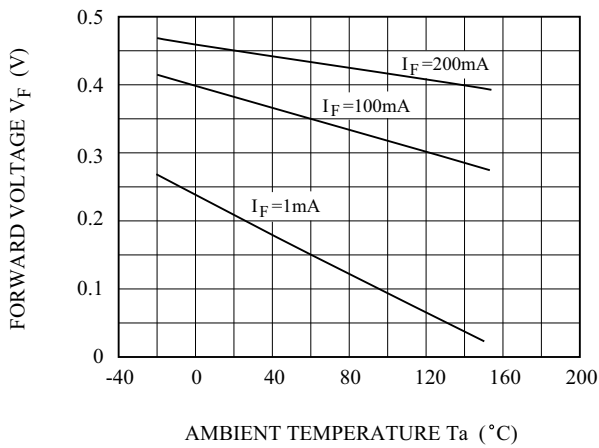
$I_F - V_F$



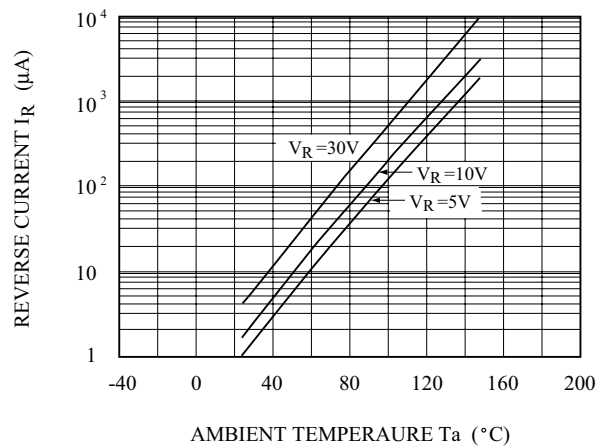
$I_R - V_R$



$V_F - T_a$



$I_R - T_a$



$C_T - V_R$

